

## PVC hose, medium-heavy

### Applications

- flexible hose/ ducting for gases and for dust, powder, fibres
- extraction unit, dedusting system, filter system, oil mist extraction
- galvanic extraction
- chemical industry: chemical vapours, vapour return hose at loading arm, paint steam, spray mist extraction
- heating hose: exterior hose as protection hose

### Properties

- medium-heavy duty
- good resistance to alkalis and acids

- good resistance to chemicals
- flame-retardant according to: UL94-HB
- phthalate-free
- conforms to RoHS guideline
- REACH according to --> Technology / Technical Information / REACH

### Temperature Range

- -20°C to 70°C
- short time to 80°C

### Design

- AIRDUC® profile hose
- spring steel wire firmly embedded in wall
- wall: high grade soft PVC
- wall thickness 0,9 mm approx.

### Delivery variants

- further diameters and lengths available on request
- grey (standard)
- special colours: transparent, full coloured
- customer-specific branding


I.D.	outer Ø	Pressure	Vacuum	Bending Radius	Weight	Dimensions in Stock	Production Lengths	Order No.
(in / mm)	(mm)	(bar)	(bar)	(mm)	(kg/m)	(m)	(m)	
- / 20	27.00	1,385	0,500	17.00	0.19	10	-	341-0020-0000
1 / 25	32.00	1,125	0,400	20.00	0.23	10	15	341-0025-0000
- / 30	38.00	0,945	0,275	23.00	0.25	-	10	341-0030-0000
1,25 / 32	40.00	0,890	0,260	24.00	0.27	10	15	341-0032-0000
1,36 / 35	43.00	0,815	0,235	26.00	0.30	-	10	341-0035-0000
1,5 / 38	46.00	0,755	0,220	27.00	0.32	10	-	341-0038-0000
- / 40	48.00	0,715	0,205	28.00	0.33	10 15	-	341-0040-0000
- / 42	50.00	0,675	0,200	29.00	0.35	-	10	341-0042-0000
1,75 / 44-45	53.00	0,640	0,185	31.00	0.37	-	10 15	341-0045-0000
2 / 50-51	58.00	0,575	0,165	33.00	0.41	10 15	-	341-0050-0000
- / 55	63.00	0,525	0,150	36.00	0.45	10	15	341-0055-0000
2,36 / 60	68.00	0,485	0,140	38.00	0.49	10	15	341-0060-0000
2,5 / 63-65	73.00	0,445	0,125	41.00	0.52	10	15	341-0065-0000
- / 70	79.00	0,415	0,120	44.00	0.54	10	15	341-0070-0000
3 / 75-76	84.00	0,390	0,110	47.00	0.58	10	15	341-0075-0000
- / 80	89.00	0,365	0,105	49.00	0.61	10	15	341-0080-0000
3,5 / 89-90	99.00	0,325	0,090	54.00	0.70	10	15	341-0090-0000
4 / 100-102	109.00	0,295	0,060	59.00	0.85	10	15 20	341-0100-0000
- / 105	114.00	0,280	0,060	62.00	0.89	-	10 15	341-0105-0000
- / 110	119.00	0,265	0,055	64.00	0.94	10	15	341-0110-0000
4,5 / 114-115	124.00	0,255	0,050	67.00	0.98	10	-	341-0115-0000
4,72 / 120	129.00	0,245	0,050	69.00	1.02	10	15	341-0120-0000
5 / 125-127	134.00	0,235	0,045	72.00	1.06	10	15	341-0125-0000
- / 130	139.00	0,225	0,045	74.00	1.10	-	10	341-0130-0000
5,5 / 140	149.00	0,210	0,040	79.00	1.18	-	10	341-0140-0000
6 / 150-152	159.00	0,195	0,040	84.00	1.26	10 15	-	341-0150-0000

Overpressure and underpressure are recommended threshold operating values, products can be subjected to higher loads upon request. The bending radius is measured through the inside of the hose arch. The right to make technical modifications is reserved. All values determined at 20°C and are approx. data. Additional information at [www.norres.com/en/technology/](http://www.norres.com/en/technology/).




I.D.	outer Ø	Pressure	Vacuum	Bending Radius	Weight	Dimensions in Stock	Production Lengths	Order No.
(in / mm)	(mm)	(bar)	(bar)	(mm)	(kg/m)	(m)	(m)	
6,3 / 160	169.00	0,185	0,035	89.00	1.35	10	15	341-0160-0000
7 / 178-180	189.00	0,165	0,030	99.00	1.51	10	15	341-0180-0000
8 / 200-203	209.00	0,145	0,030	109.00	1.67	10 15	-	341-0200-0000
- / 225	234.00	0,130	0,025	122.00	2.26	-	10 15	341-0225-0000
- / 250	259.00	0,120	0,020	134.00	2.51	10	-	341-0250-0000
11 / 280	289.00	0,105	0,020	149.00	2.80	10	-	341-0280-0000
- / 300	309.00	0,100	0,020	159.00	3.00	-	10	341-0300-0000
- / 350	359.00	0,100	0,015	184.00	3.50	-	10	341-0350-0000

## Accessories



CONNECT 242



CONNECT 244




CONNECT 240 + 241  
AS



CLAMP 213



CONNECT 246 AS



CONNECT 228



CONNECT 243




CLAMP 217



CLAMP 212



CONNECT 223



CONNECT 245



CONNECT 270-271



CLAMP 210 BRIDGE  
CLAMP



CLAMP 212 EC  
CLAMP